



Trailer Hitch Construction



Lego gear math
 add gear teeth and divide by 16 = techno holes
 remember 1 brick and two plates = 2 holes

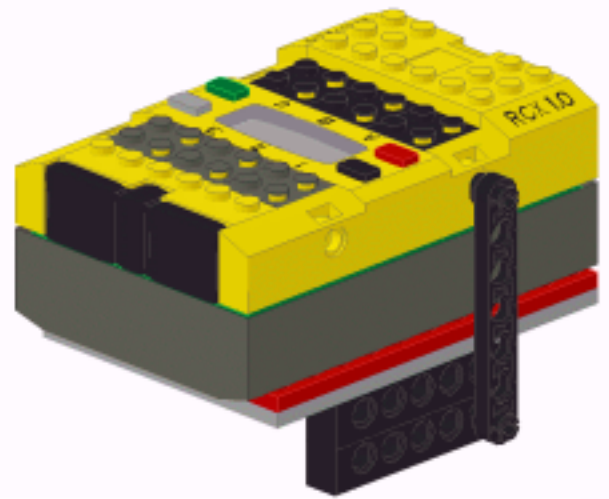
4 holes $24 + 40 / 16 = 4$




motor is 7 plates high and 4 holes wide

$8 + 24 / 16 = 2$

Gear Train Construction



Safety Pin Construction



height of plate = 3.2 mm
 height of brick = 9.6 mm
 techno hole spacing = 8.0 mm
 1 2/3 brick = 2 holes = 16 mm

width = 4 lego = 32mm



depth = 1 lego = 8mm



height = 1.2 lego = 9.6mm



hole spacing = 1 lego = 8mm